

Market Review

Natural rubber futures managed to settle in positive territory after a zigzag movement followed by recovery in TOCOM futures in the afternoon session. In the morning session benchmark July contract reached a low of 266.2 yen per kg., while it recovered and settled at 270.3 yen per kg during the night session.

Rubber in News

Japan's natural rubber imports fell last year, which traders mainly attributed to sluggish purchases during the first half amid the global economic recession and large inventories.

According to the latest estimates from the Rubber Trade Association of Japan, Imports in 2009 fell 30percent on year to 596,771 metric tonne. Imports in December were down 9.1% on month at 51,645 tons after two successive months of rises. Imports rose 19% on month in October and 2.8% in November.

Japan's natural rubber stocks declined to historically low levels of 3,902 tons as of Nov. 10 but have recovered in the last three months and were estimated at 6,877 tons as of Jan. 20. This may have led to a marginal slowdown in imports in December.

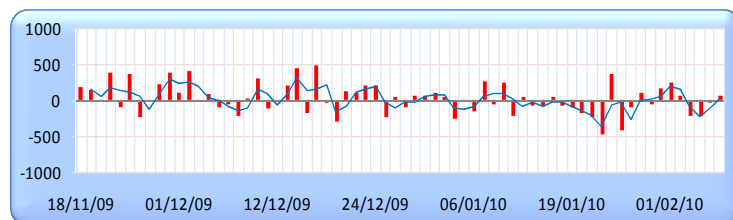
India's natural rubber production during Apr-Jan fell 5% on year to 729,250 tonne from 769,905 tonne, while demand rose 6.6% to 773,815 tonne from 726,000 tonne, according to Rubber Board's provisional estimates detailed last week.

Rubber import during the ten-month period rose to a record high of 146,653 tonne, 114% higher than 68,605 tonne a year ago, while rubber export fell 70% to 12,912 tonne from 42,707 tonne, a release from the board said. Rubber inventory in the country is estimated to be around 287,965 tonne as on Jan 31.

Rubber output in January rose 6% on year to 97,500 tonne from 91,900 tonne, while demand jumped 24% to 79,500 tonne from 64,045 tonne, the release said.

The Indian Farmers Movement (Infam) has suggested that the export of natural rubber should be encouraged to prevent fall in prices. A statement from Infam alleged here that the tyre industry was plotting to keep domestic prices down, though global prices were high and there was a shortfall in global supplies.

DAILY PRICE OSCILLATION



GLOBAL PRICE AT A GLANCE

International Markets (Rubber) 08/02/2010			Change in INR	Rate in (INR/Kg.)
TOCOM	Day Session	Feb-10	-0.26	135.35
		Average	-1.11	136.96
	Night Session	Feb-10	+1.31	136.56
		Average	+1.80	0.00
MALAYSIA			+0.12	135.40
THAILAND			0.00	139.92

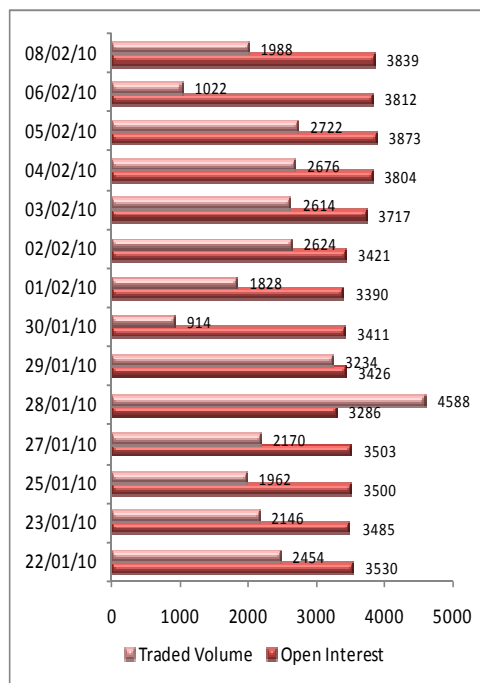
MARKET DATA Mar '10 Futures

Commodity	LTP.	High	Low	OP.Int	OPI. Change
RUBBER	13500	13525	13281	3839	27

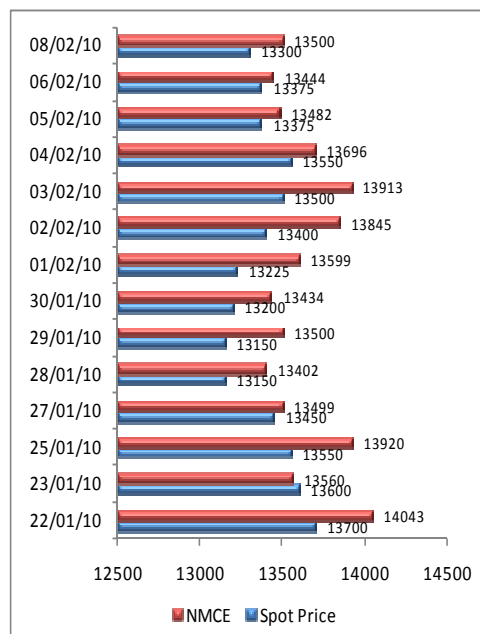
NMCE STOCK MOVEMENTS AS ON 06 Feb '10

Warehouse Name	Opening Balance	Change	Closing Balance	Max No. of Valid Warehouses Receipt
Aluva	484	0	484	484
Ernakulam	428	0	428	428
Kakkanad	1583	0	1583	1583
Kottayam	63	0	63	63
Kozhikode	236	0	236	236
Palakkadu	3432	65	3497	3497
Trichur	853	10	863	863
Total	7079	75	7154	7154

VOLUME & OI



PRICE



LEVELS Mar '10 Futures

Resistance 3	13834
Resistance 2	13679
Resistance 1	13590
Support 1	13346
Support 2	13191
Support 3	13102

